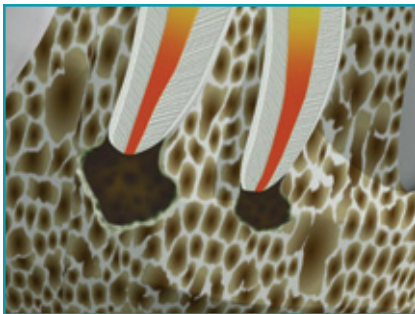
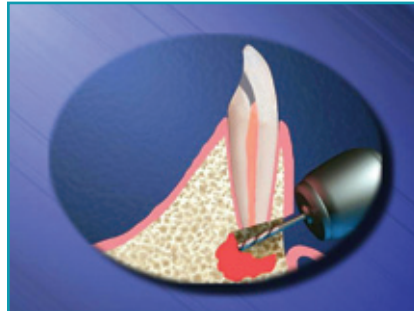


What is an Apicoectomy?

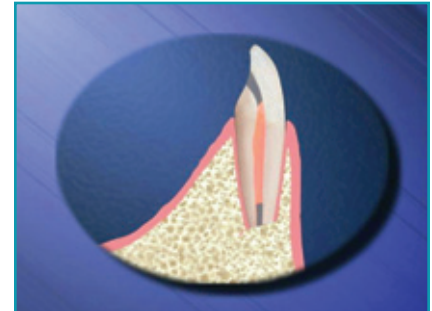
Sometimes after a root canal treatment, the infection within your tooth's root continues to grow. This infection, when it spreads into the bone at the tip of the root, is called an abscess. An abscess can cause you a great deal of pain, and it can damage the adjacent bone and soft tissue. An apicoectomy is a procedure that will stop the infection and restore the health of your tooth.



Abscess at the tooth's root



Infected tissue is removed



Restored health

The procedure

An apicoectomy is a minor surgical procedure in which we remove the root tip (apex) of your tooth's root. First, we'll numb the area with a local anesthetic, so you'll be completely comfortable throughout the procedure.

We make a small incision in the gums next to the tooth's root, and carefully remove the thin bone covering the root so we can access it. We meticulously clean the area around the root tip to remove any infection, and then we seal the tip of the root with a filling material.

When the infected tissue is completely removed and the root canal is sealed and protected, we'll replace the gum tissue and stitch it back into place. The bone tissue will heal to fill in the area around the tip of your tooth's root, and your tooth will once again be healthy and pain free.

Over-the-counter pain medications are usually sufficient to alleviate any discomfort. If you have continued pain or unusual bleeding, please contact our office immediately.